

Enclosure and rack systems



APC by Schneider Electric NetShelter enclosures, open frame racks, and related products provide a complete solution to meet the challenges facing server and networking applications in every environment.

- Best in class, NetShelter enclosures offer the most standard features to facilitate installation and speed of deployment integrating seamlessly with the full line of Schneider Electric InfraStruxure components.
- Rack PDUs, jointly designed with NetShelter enclosures, enable pinpoint control and monitoring of rack level power.
- Rack accessories provide superior cable management capabilities for high-density networking and blade applications.

APC by Schneider Electric enclosure and rack systems

Today's high-density server and networking applications demand a rack infrastructure that can mount a mix of different equipment and support high-capacity cable management in an efficient, flexible design.

Racks and enclosures: the building blocks of every IT environment

Trends like virtualization, consolidation, convergence, and blade server adoption are forcing different types of equipment to share the same space. Today's high-density devices generate tremendous amounts of heat. Rapidly changing business conditions require the IT environment to adapt and adjust faster than ever, and the imperative of uninterrupted uptime now has the corollary demand of efficiency.

Whether it's a network closet, a server room, or a data center of any size, IT operations rely on racks and enclosures for support, organization, and management of the rack mount equipment. Servers, storage, switches, routers, power distribution units, console port servers, KVM switches—today's racks and enclosures are expected to support a greater number and greater variety of applications and devices.



Download a QR code reader app using your smart phone.

Scan the code below to directly access White Paper #72.



Check out White paper #72: "Five Basic Steps for Efficient Space Organization within High Density Enclosures."

www.apc.com/tools/salestools/display.cfm?id=VAVR-7BQRS4

Table of contents

NetShelter SX selection.....Page 4

NetShelter SX cable management.....Page 8

Shelves and mounting hardware Page 12

Rack components Page 13

Open frame racks.....Page 14

NetShelter CX enclosurePage 16

Specialty enclosures Page 17

Rack cooling and airflow management Page 18

Rack power distribution.....Page 19

Server access.....Page 20

NetBotz security and environmental monitoring Page 21

Online resources and more Page 28



Access the latest electronic
version of this brochure.

www.apc.com/tools/salestools/display.cfm?id=JCOS-7FNMFC

NetShelter SX applications and selection

World's most versatile rack enclosure for demanding IT environments

Ready for high-density environments right out of the box, NetShelter™ SX rack enclosures offer the most standard features on the market today. Influenced by ten years of customer feedback, APC™ by Schneider Electric™ has specifically engineered the next-generation NetShelter SX enclosure to handle today's power-hungry high-density server and networking applications.

APC's NetShelter SX is the base building block of the InfraStruxure™ system. NetShelter SX has many inherent features that facilitate a faster installation and reduced handling after installation, reducing your installation and operating costs. In addition, the homogenous appearance of the NetShelter SX and its sister components in an InfraStruxure solution provides a clean, consistent look that every first rate data center requires.

Features

Best-in-class design

Offers most standard features to facilitate installation and speed of deployment

Guarantees compatibility with all EIA standard 19 in rack-mount equipment—or your money back

Integrates seamlessly with full line of APC InfraStruxure components

Greatest flexibility

Available in 24U, 42U, 45U, and 48U heights; 24 in and 30 in widths; and 32.5 in, 42 in, and 47.5 in depths

Easily adjustable vertical mounting rails for equipment varying in depth

Rapid installation of vertical Rack PDUs in the rear vertical zero U accessory channel of NetShelter enclosures

Superior cable management capabilities

Accommodate high-density networking and blade applications

Easy installation to enable faster and easier moves, adds, and changes

Promote proper airflow to improve cooling efficiency

Rack enclosure solutions for networking applications: high-capacity cable management

Today's high-density networking applications demand a rack enclosure system that can meet the challenge of increasingly complex and dense cabling. With today's rack enclosures packed to capacity with a mix of servers, storage, and networking equipment, superior cable management is an absolute imperative.

Specific considerations facing network managers: Is there sufficient room to properly route cabling? How to keep hundreds of data cables protected and organized? Can a huge number of cable bundles be installed and changed quickly and easily? Is cable density obstructing airflow and diminishing efficiency?

APC's networking rack enclosure systems provide exactly the kind of high-capacity cable management needed to keep cable density under control.

Rack enclosure systems for server applications: high-efficiency high-density

Servers are the lifeblood of any organization's IT operations. But keeping today's high-density servers up and running—keeping that lifeblood pumping—has become more challenging than ever. Current trends such as virtualization, consolidation, and adoption of blade servers mean more devices, more power, and more heat packed into each individual enclosure. And that means more cable clutter blocking proper airflow, more hot air recirculation concerns, and more cold air leakage, leading to more inefficiency.

APC server enclosure systems have been pre-engineered as an optimized system to provide proper front-to-back airflow to prevent hot air recirculation and promote efficient cable management that permits quick and easy installation of new options as servers change.



Take the NetShelter SX
3D tour at apc.com.

www.apc.com/tours/netsheltersxtour

Applications for height

24U Enclosures - Remote offices and small spaces

42U Enclosures - Standard height used globally, designed to fit through standard doorways

45U Enclosures - Enclosures with additional U-spaces for environments that standardize on a 45U 7 ft enclosure height

48U Enclosures - More U-spaces for more equipment in the same footprint



Applications for depth

32.5 in (825 mm) is the preferred depth for AV equipment

42 in (1070 mm) is the standard depth and meets most low to medium density applications

The 47.5 in (1200 mm) NetShelter has double the toolless mounting locations for more Rack PDU and cable management options (excluding AR3x4x enclosures)

The 47 - 48 in (1195 - 1220 mm) depth enclosures are becoming the new standard because of increasing server depth crowding cable and power space



Applications for width

24 in (600 mm) wide enclosures are the standard for most server applications. For higher densities a deeper enclosure may be required

30 in (750 mm) wide enclosures offer more space for high capacity cable management and power distribution. Typically wider enclosures are used for networking applications but the extra side space is often requested in blade server applications



NetShelter SKU	Height	Width	Depth	Application
AR3100	42U	600 mm (24 in)	1070 mm (42 in)	Low-medium density servers
AR3105	45U	600 mm (24 in)	1070 mm (42 in)	Low-medium density servers
AR3107	48U	600 mm (24 in)	1070 mm (42 in)	Low-medium density servers
AR3150	42U	750 mm (30 in)	1070 mm (42 in)	Networking and blade applications
AR3155	45U	750 mm (30 in)	1070 mm (42 in)	Networking and blade applications
AR3157	48U	600 mm (24 in)	1070 mm (42 in)	Networking and blade applications
AR3300	42U	600 mm (24 in)	1200 mm (47.5 in)	Medium-high density servers
AR3305	45U	600 mm (24 in)	1200 mm (47.5 in)	Medium-high density servers
AR3307	48U	600 mm (24 in)	1200 mm (47.5 in)	Medium-high density servers
AR3350	42U	750 mm (30 in)	1200 mm (47.5 in)	HD networking and blade applications
AR3355	45U	750 mm (30 in)	1200 mm (47.5 in)	HD networking and blade applications
AR3357	48U	750 mm (30 in)	1200 mm (47.5 in)	Networking and blade applications
AR3140	42U	750 mm (30 in)	1070 mm (42 in)	High-density networking
AR3340	42U	750 mm (30 in)	1200 mm (47.5 in)	Very high-density networking
AR3347	48U	750 mm (30 in)	1200 mm (47.5 in)	Very high-density networking
AR3200	42U	600 mm (24 in)	1070 mm (42 in)	2 x 20U compartments for colocation
AR3104	24U	600 mm (24 in)	1070 mm (42 in)	Remote server applications
AR3810	42U	600 mm (24 in)	825 mm (32.5 in)	Audio visual applications
AR3812	42U	600 mm (24 in)	825 mm (32.5 in)	Audio visual applications
AR3814	24U	600 mm (24 in)	825 mm (32.5 in)	Audio visual applications

NetShelter SX enclosure features

More standard features for faster installation

1 Cable access roof

- Eight cable entry slots
- Toolless mounting of overhead cable trough system
- Snap-in mounting to allow easy roof removal and installation with cables in place



2 Integrated baying brackets

- Pre-installed on frame front and back
- Spacing options at 24 in or 600 mm
- Bays with other APC power and cooling products

3 Pre-installed levelling feet and casters

- Easily adjustable levelling from top down
- Casters standard on all enclosures

4 Toolless, zero U accessory channel

- Toollessly mount Rack PDUs
- Toollessly mount vertical cable organizers



5 Easily adjustable vertical mounting rails

- Simple screw and cam engagement
- Captive screws - no loose hardware
- Easy visual alignment for quick adjustment
- Adjust in .25 in increments through enclosure
- Hole cutouts for 0U installation (AR8469) of APC Data Distribution Cable (DDC) accessories

6 Half-height side panels

- Easy and safe handling
- Quick release latch
- Lockable - same key as doors
- Enclosure width remains the same with or without sides attached



Other standard features include:

- Integrated electrical bonding of sides, doors, roof, and rails to frame
- Ventilated front and rear doors
- Split-rear ventilated rear doors for better clearance in hot aisle
- Numbered U positions front and back
- Open bottom for unobstructed under floor access
- 3000 lb (1365 kg) static load, 2250 lb (1025 kg) dynamic (rolling) load
- UL Listed
- Energy Information Administration (EIA)/ECA-310-E compliant

NetShelter SX networking enclosure

Optimized NetShelter SX design for enhanced networking application support and a superior solution for side airflow Cisco Nexus® 7018, Catalyst®, and MDS networking switches

Cable access roof

- Extra large cable access slots for high-density cabling and brush strips for air containment
- Two spring loaded pins allow for easy roof removal and installation with cables in place



Networking style mounting rails

- Easily align rails that adjust in .25 in increments
- Left vertical mounting rail contains additional cable channel
- Rail position preset to accommodate Cisco® switches and cable management



Pre-installed vertical cable managers

- Front vertical mounting rails feature pre-installed single sided vertical cable managers
- Smooth plastic fingers provide proper bend radius for cables



Vertical mounting rails for side-to-side airflow

- Front right vertical mounting rail open for improved side airflow



AR3140 - 42U x 30 in W x 42 in D
AR3340 - 42U x 30 in W x 47.5 in D
AR3347 - 48U x 30 in W x 47.5 in D

Side airflow cooling

Support cooling for small and large networking switches mounted within an enclosure

- Side airflow solution (AR7742/AR7747) for Cisco Nexus 7018
- Side airflow duct kit (AR7715) mounts inside 30 in (750 mm) wide enclosures for Cisco 6509, 6513, 9509, 9513 and 9500 series switches
- Directs cool air at the front of the enclosure directly and predictably to the intake at the side of side airflow switches
- Consists of two duct assemblies that act as diverters, utilizing the existing fan power of the switch
- Systems of baffles are located throughout the enclosure to mitigate exhaust air from recirculating back into the air intake



AR3340 Networking enclosure and AR7742 side airflow solution for Nexus 7018

NetShelter SX cable management

Server and networking applications

As the number of IT components within each rack enclosure continues to increase, so do the number of power and data cables. APC by Schneider Electric offers a large selection of vertical and horizontal cable managers to address today's cable routing demands. From toolless install ring-style managers for server applications to high-density finger-type managers for supporting patching and switches, APC by Schneider Electric is a leader in innovative, application-driven solutions. Our unique overhead cable management system turns the top of the enclosure into a cable tray eliminating the need to use space under a raised floor and permitting better organization in non-raised floor environments.

APC by Schneider Electric has a strong history supporting the server applications in data centers around the world. The innovative, toolless, snap-in accessories have become the benchmark for server cable management.



Check out Application Note #137 – “NetShelter SX Cable Management Guidelines”

www.apc.com/tools/salestools/display.cfm?id=JCOS-72VTXR



High capacity cable managers can be used to support fiber and copper cable bundles.

- 1** **AR7580** - High capacity vertical cable manager for NetShelter SX 30 in (750 mm) wide enclosures (AR3x5x), supports 190 to 250 CAT 6A/CAT 6 data cables per section. 190 CAT 6A (.25 in - .30 in dia.) per channel section. Each kit covers one corner of the enclosure
- 2** Hinged covers for AR7580 vertical cable managers
- 3** Fiber slack spools for mounting to the vertical mounting rails of NetShelter SX 30 in (750 mm) wide enclosures (AR3x5x)



AR3x5x 30 in wide enclosure with closed vertical mounting rails for server applications

AR3150 with wide vertical mounting rails shown

Toolless accessories

Vertical cable management

APC specializes in toolless install accessories by the use of the zero U channels located in the rear of every NetShelter SX enclosure

1 Vertical 0U accessory channels

- Allows toolless mounting of vertical Rack PDUs
- Toolless mount vertical cable organizers
- Additional vertical 0U accessory channels:
 - **AR7502** Vertical 0U accessory channel, 42U, qty. 2
 - **AR7552** Vertical 0U accessory channel, 45U, qty. 2
 - **AR7572** Vertical 0U accessory channel, 48U, qty. 2
 - **AR7511** Narrow vertical 0U accessory channel, 42U
 - **AR7505** Vertical cable organizer, center rear mount

2 AR8442 - Vertical cable organizer, eight cable rings, zero U

- Supports 35 to 55 CAT 6/CAT 6A data cables
- Mounts toollessly on the vertical 0U accessory channel

3 AR8443A - Vertical fiber organizer

- Installs toollessly
- Takes up one bay of channel
- Fiber spool only kit available (AR8444)

4 AR8457 - Data distribution 0U SX panel

- Installs toollessly
- Takes up one bay of channel
- Toollessly mount up to four DDC cable heads, 24 ports for rack-to-rack connections

5 AR7710 - Cable containment brackets with rack PDU mounting

- Low profile vertical cable management
- Support 60 to 90 CAT 6/CAT 6A data cables
- Mount toollessly on the vertical 0U accessory channel

6 AR7711 - Zero U accessory bracket

- Mount Rack PDUs in rear facing orientation
- Support 3rd party accessories in numerous mounting configurations
- Mount 1U or 2U patch panels or other networking accessories

7 AR8621 - Hook-and-loop cable managers, qty. 10

- Mount toollessly on the vertical 0U accessory channel
- Secure and bundle cables with hook-and-loop ties



NetShelter SX cable management

Horizontal cable managers

Finger type horizontal cable managers

Cable managers for patching and cross-over applications featuring, smooth radius plastic fingers that protect the cable from kinking and binding. Hinged, snap-on covers provide a clean look and retain large cable bundles. Cable managers with 6 in fingers include hardware for double-sided configurations with two units.

- **AR8602** - 1U horizontal cable manager with 4 in fingers and snap-on cover
- **AR8600** - 2U horizontal cable manager with 4 in fingers and snap-on cover
- **AR8601** - 2U double-sided horizontal cable manager with 4 in fingers and snap-on covers
- **AR8612** - 1U horizontal cable manager with 6 in fingers and snap-on cover
- **AR8606** - 2U horizontal cable manager with 6 in fingers and snap-on cover
- **AR8603A** - 2U horizontal cable manager with 6 in fingers, snap-on cover, rear cable pass-through holes and slots for AR8008BLK/AR8016ABLK horizontal cable channel
- **AR8605** - 3U horizontal cable manager with 6 in fingers, snap-on cover, rear cable pass-through holes and cable channel slots



Ring type horizontal cable managers

Economical cable managers for patching applications featuring various configurations to meet specific needs

- **AR8425A** - 1U horizontal cable manager with 4 rings
- **AR8426A** - 2U horizontal cable manager with 4 rings
- **AR8428** - 2U horizontal cable manager with 4 rings and pass-through holes
- **AR8427A** - 2U horizontal cable manager with multiple rings and small cable retainers
- **AR8113A** - Cable management rings (qty. 5 large, 5 small)
- **AR7707** - Cable management rings 8 in deep for 30 in wide enclosures (AR3x5x), qty. 8



Horizontal cable management accessories

- **AR8429** - 1U cable pass-through manager with brush strip
- **AR8129** - Cable management arm for use with sliding shelves
- **AR8008BLK** - Horizontal cable side channel (18 to 30 in adjustment) for routing cable front-to-back between the standard wide rack mounting rails or AR8603 and AR8428 horizontal cable managers
- **AR8016ABLK** - Horizontal cable side channel (10 to 18 in adjustment) for routing cable front-to-back between the standard wide rack mounting rails or AR8603 and AR8428 horizontal cable manager
- **AR7706** - Mounting rail brush strips for 30 in wide enclosures (AR3x5x), qty. 6



NetShelter SX cable management

Overhead cable troughs and partitions

- NetShelter enclosures feature the ability to integrate a system of troughs and partitions for routing power and data cable across the top of the enclosures
- Troughs and partitions reduce the need for expensive suspended cable tray systems
- Troughs and partitions install toollessly with snap-in tabs and have standard attachment points for cable ladder systems
- For information on other troughs and partitions not shown here see APC's website

1 Power cable trough

- Supports power distribution cables
- Provides separation from data cables
- Data cables pass-through underneath to front partitioned area
- **AR8561** - Cable trough, 24 in enclosures
- **AR8571** - Cable trough, 30 in enclosures

2 Pass-through data cable partition

- Partitions the top of the enclosure into cable routing areas
- Pass-through hole provides cable access into multiple cable areas
- **AR8163ABLK** - Pass-through data partition, 24 in enclosures
- **AR8173BLK** - Pass-through data partition, 30 in enclosures

3 Solid data cable partition

- Partitions the top of the enclosure into cable routing areas
- Solid face provides clean appearance at the front of the enclosure
- **AR8162ABLK** - Solid data partition, 24 in enclosures
- **AR8172BLK** - Solid data partition, 30 in enclosures



Check out Application Note #133 – “Cable Trough, Ladder, and Partition Configuration Guide”

www.apc.com/tools/salestools/display.cfm?id=JCOS-6ZPTSK

Cable ladders and accessories

Cable ladders and attachment kits for routing power and data cabling overhead from rack to rack



Cable ladders and attachment kits	SKU	Ladder accessories	SKU
Cable Ladder 6 in (AR8164AKIT 6 in ladder with attach kit)	AR8164ABLK	Ladder Corner Clamp	AR8461
Cable Ladder 12 in (AR8165AKIT 12 in ladder with attach kit)	AR8165ABLK	Ladder Angle Clamp	AR8462
Alternate mounting - Ladder to Power Troughs	AR8576	Ladder Stacking	AR8463
Alternate mounting - Ladder to Data Partitions	AR8177BLK	Ladder Wall Termination	AR8465
Ladder to NetShelter SX Roof	AR8168BLK	Ladder Clamp Kit	AR8169
Ladder Elevation Bracket	AR8186		
Ladder to 2 Post Rack	AR8460		

Shelves and mounting hardware

Mounting accessories to aid in the installation of IT equipment and secure racks into position


Shelving

Fixed and sliding shelves to enable the mounting of tower units, monitors, and other equipment into the rack environment

- **AR8105BLK** - Fixed shelf 50 lb (22.7 kg)
- **AR8122BLK** - Fixed shelf 250 lb (114 kg)
- **AR8123BLK** - Sliding shelf 100 lb (45.5 kg)
- **AR8128BLK** - Sliding shelf 200 lb (91 kg)
- **AR8422** - Double side fixed shelf for 2 post rack
- **AR8126ABLK** - 17 in Sliding keyboard shelf
- **AR8127BLK** - 19 in Sliding rotating keyboard shelf
- **AR8006A** - Misc. equipment support rails for 24 in wide enclosure



AR8105BLK



AR8122BLK



AR8128BLK



AR8422



AR8126ABLK/AR8127BLK



AR8006A

Bolt-down and stabilization

Stabilization plates and hardware to prevent tip-over in stand-alone rack applications and meet specific anchoring requirements

- **AR7701** - NetShelter SX bolt-down kit - meets IBC seismic requirements
- **AR7700** - NetShelter SX stabilization plate to prevent tipping when sliding out equipment



AR7701



AR7700

Miscellaneous mounting brackets

Variety of mounting brackets for mounting IT equipment

- **AR7711** - Zero U multi-purpose accessory mounting bracket for side mounting of 1U/2U products and rack PDUs
- **AR8150BLK** - 23 to 19 in mounting adapter brackets for use with AR7510 23 in EIA mounting rails



AR7711




AR8150BLK

Hardware kits

Available for additional hardware needs or to accommodate equipment mounted in varying mounting options

- **AR8100** - M6 Cage nuts and screws, qty. 32
- **AR8400** - #12-24 screws, qty. 100
- **AR8005** - #10-32 cage nuts, qty. 36



AR8100

Open frame racks

Vertical cable management

NetShelter 2 and 4 post open frame racks

The NetShelter 2 and 4 post open frame racks offer a quality solution for the economical installation of rack-mountable equipment, where security at the individual rack level is not required. Open frame racks provide unobstructed airflow and fast, easy access to installed equipment, and can be paired with high-density vertical cable managers for maximum cable volume. The 2 post rack offers cost conscious customers a simple solution for supporting networking equipment and patching applications. The 4 post offers more strength and features for supporting servers and networking equipment. Recent improvements to the 4 post racks increase cable management options and flexibility.

Performance, high capacity, finger-type vertical cable managers

- Fits 2 and 4 post open frame racks
- Slam-to-latch full length door opens to left or right
- Cable management backplate or midspan bracket for toollessly mounting cable management accessories and Rack PDUs
- **AR8615** - 6 in (152 mm) wide, single-sided
- **AR8625** - 6 in (152 mm) wide, double-sided
- **AR8635** - 10 in (253 mm) wide, single-sided
- **AR8645** - 10 in (253 mm) wide, single-sided
- **AR8665** - 12 in (304 mm) wide, single-sided
- **AR8675** - 12 in (304 mm) wide, double-sided



AR8615/AR8625



AR8440A/AR8441A

Channel type vertical cable managers

- **AR8440A** - 3 in (91 mm) wide, black
- **AR8441A** - 6 in (152 mm) wide, black



2 Post rack

- Self squaring design
- 45U mounting spaces 84 in (2136 mm) tall
- Black finish
- 6061-T6 Structural grade aluminum
- Weight capacity (static load) 750.00 lbs (340.19 kg)



4 Post rack

- Threaded #12-24 holes (AR204A)
- Square holes for cage nuts and server mounts (AR203A)
- New design for easier assembly
- Steel construction
- 44U mounting spaces 84 in (2136 mm) tall
- Black finish
- Multiple toolless mounting points for hook and loop fasteners
- Multi-position rack PDU mounting bracket
- Reversible stabilization plates
- Grounding inserts
- Weight capacity (static load) 2000.00 lbs (909 kg)



Open frame racks

Applications

1 AR8444 – Cable slack spools

- Toollessly mounts on back panel
- Provides smooth radius support for cable slack



2 AR8621 – Toolless hook and loop cable managers

- 18 in (457 mm) straps for large data cable bundles
- Various mounting positions on back panel of vertical cable managers



3 AR8680 - Cable divider/organizer

- For creating multiple cable pathways within vertical cable managers
- Includes tie-off features for securing cabling using toolless hook-and-loop cable managers (AR8621)



4 Vertical Rack PDUs and patching

- Cable management backplate (single-sided) or midspan brackets (double-sided) allow:
 - Toollessly mount, front or rear, multiple vertical Rack PDUs
 - 19 in (483 mm) patch panels can be installed vertically (double-sided only)

Accessories

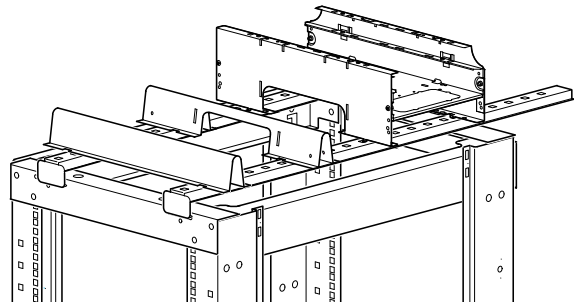
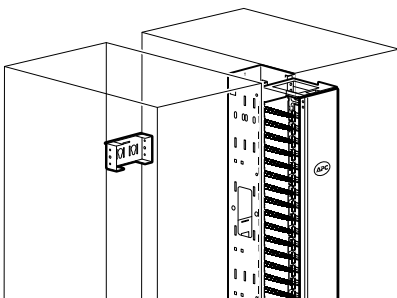
AR8652 – Rack PDU mounting bracket

- Mounts on sides as a spacer when using vertical cable managers between two racks
- Mounts on face of vertical rails, perpendicular, for single rack applications
- Designed to toollessly mount APC rack PDUs



AR8450A – Trough and partition adapter

- Provides mounting locations for APC overhead trough and partition cable management system



NetShelter CX enclosure

Soundproofed “Server room in a box” which allows for IT deployment wherever and whenever it is needed

Conveniently deploy servers and networking equipment in a quiet, ventilated, secure, and office-ready cabinet. The NetShelter CX is a cost-effective alternative for when there is no space, budget, or time for a traditional server room or wiring closet.



AR4038 - 38U

AR4024 - 24U

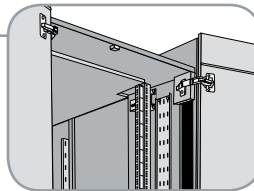
AR4018 - 18U

AR4000MV

NetShelter CX features

Cable management

Full height vertical cable trays, front, middle, and rear of all units

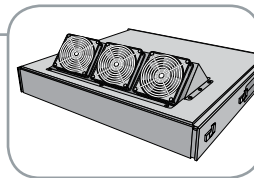


Composite wood structure

Composite structure with acoustic foam lining keeps hardware quiet and secure

Integrated fan module

Each unit is outfitted with fan module providing up to 3.6 kW thermal capacity

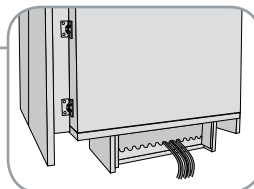


Zero U rack PDU

Each unit includes a Basic Rack PDU (AP9567) pre-installed providing 13 available outlets with AR4018, 12 with AR4024, and 11 with AR4038

Cable egress

Cable egress provides discrete and quiet exit of up to 400 CAT5/6 cables



Casters

Each unit sits on 4 casters, 2 swivel and 2 fixed for ease of deployment and mobility

Standard features

Floor space requirements: Enclosures are designed to be placed directly against a wall. Clearance of 200 mm / 8 in on both sides of the cabinet is essential for normal operation

Cooling system: 1 x ultra-low-noise exhaust fan module 1.2 kW maximum recommended total thermal load (or 4,100 BTU / hr). 1 module with AR4018, 2 with AR4024, and 3 with AR4038

Noise reduction: 18.5 dB broadband noise reduction, measured 39 in (1.0 m) in front of the enclosure (HP® and Dell® servers were used as noise source in noise reduction measurements)

Mobility:

- 4 x heavy duty castor-type wheels
- Front wheels have 360° rotation for maneuverability -- rear wheels have fixed front-to-back motion for stability

Rear and side access:

- Detachable rear side panels, left and right, for equipment installation and maintenance access
- Detachable rear fan modules gives completely open rear rack access

Cable management: 3 in (75 mm) width full-height vertical 0U accessory channels located on each side at the front, middle, and rear of the rack

Grounding: All equipment installed within a NetShelter CX should have conventional grounding via power cables, but unlike conventional metal-case cabinets, the NetShelter CX has no requirement for additional grounding in the form of ground strapping or pipe earthing, etc. The enclosure shell is constructed entirely from non-conductive materials and the rack is completely isolated from outside contact

Door locking: Key operated lock

NetShelter CX Mini enclosure

The CX 'Mini' is a purpose built tower-server enclosure aimed at small, non-IT spaces such as Home Office, School, AV, Small Office, and Remote Office environments.



NetShelter CX Mini features

- **Ventilation system** - the ultra-low noise exhaust fan module has a 800W maximum recommended total thermal load
- **Cable management** - two cable-ports allow passage into and out of the enclosure for power and networking cables.
- **Mobility** - 4 x office style castors
- **Access** - A detachable and lockable rear panel ensures security and quick access to the equipment inside
- **Integrated power strip** - Includes 3 IEC outlets and 2 sets of quantity of 3 regional specific equipment cords. The power strip is removeable to allow installation through the rear, without power-off equipment.

NetShelter CX accessories - 18, 24, 38U

- **AR4601** - Bolt down kit - 2 L shaped brackets secure the enclosure to the floor.
- **AR4701** - Dust Filter pack for 18 and 24U. Increases the Ingress protection rating (IP) from IP44 to IP54 and reduces the risk of dust related equipment issues.
- **AR4702** - Dust filter pack for 38U. Includes filters for bottom and top of enclosure air intake holes.



AR4601



AR4702

NetShelter CX accessories - Mini

- **AR4000MV12U** - 12U Vertical Mounting Rail Kit for NetShelter CX Mini. Converts basic enclosure to a 12U rack enclosure.
- **AR4000MV-FR** - Fixed rail kit for NetShelter CX Mini provides 2 horizontal mounting ledges for equipment placement. Must be used with AR4000MV12U vertical mounting rail kit.
- **AR4601** - Bolt down kit - 2 L shaped brackets secure the enclosure to the floor.



AR4000MV

Speciality enclosures

NetShelter WX wall-mount enclosure

Support remote patching and networking applications in a convenient wall-mount rack with an easy install rear hinged section, and reversible doors

- **AR100** - 13U x 23 in (580 mm) wide x 25 in (630 mm) deep, wall mount enclosure with vented sides and glass front door
- **AR100HD** - 13U x 23 in (580 mm) wide x 25 in (630 mm) deep, wall mount enclosure with vented sides and full vented front door
- **AR8206ABLK** - Roof fan tray 120 V
- **AR8207BLK** - Roof fan tray 208/230 V
- **AR8359** - Caster kit for NetShelter WX
- **AR8355** - Ventilation plates for NetShelter WX



AR100

NetShelter seismic enclosure

Enclosure designed for essential facilities and carrier applications in seismic environments. Meets NEBS test standard GR-63-CORE Zone 4 at 1000 lb (454.5 kg) equipment load

- **AR2144BLK** - 42U x 24 in (600 mm) wide x 42 in (1070 mm) deep, NEBS enclosure, with sides
- **AR2145BLK** - 42U x 24 in (600 mm) wide x 42 in (1070 mm) deep, NEBS enclosure, without sides



AR2145BLK

Cooling and airflow management

Blanking panels

Covers open rack space to prevent air recirculation and reduce bypass airflow to improve cooling efficiency


- **AR8136BLK** - 1U toolless snap-in blanking panel, 10 pk
- **AR8136BLK200** - 1U toolless snap-in blanking panel, 200 pk
- **AR8108BLK** - 1U standard metal blanking panel, 2 pk
- **AR8101BLK** - 1U, 2U, 4U, 8U, blanking panel kit
- **AR7708** - NetShelter SX Air Recirculation Prevention Kit for closing gaps and pass-through holes between side panels and equipment mounting rails



KoldLok® raised floor grommets

Seal a variety of cutouts in a raised floor environment to reduce cold air leakage and improve cooling efficiency under the raised floor

- **AR7720** - Integral raised floor grommet (enclosed) for new installation, 10 pk
- **AR7730** - Surface mount raised floor grommet (split) for existing cables, 10 pk
- **AR7740** - Extended raised floor grommet to cover length of floor tile, 10 pk



Rack fan panel

2U rack mounted fan panel and accessories

- **ACF600** - 2U Rack fan panel
- **ACF601** - Rack fan panel temperature controller
- **ACAC40000** - 2U vent panel with temperature display
- **ACAC40001** - 2U vent panel



Side airflow cooling

Support cooling for small and large networking switches mounted within networking enclosures

- **AR7742 (42U)/AR7747 (48U)** - Side airflow solution for Cisco Nexus 7018 attaches to sides of 47.5 in (1200 mm) deep enclosures
- **AR7715** - Side airflow duct kit mounts inside 30 in (750 mm) wide enclosures for Cisco 6509, 6513, 9509, and 9513, and 9500 series switches
- Consists of two duct assemblies that act as diverters, utilizing the existing fan power of the switch
- Systems of baffles are located throughout the enclosure to mitigate exhaust air from recirculating back into the air intake



AR7715

Ducting only

Vertical Exhaust Duct (VED) for NetShelter SX is an easy to install, low-cost cooling option that can increase the efficiency of the attached cooling system

- **AR7751** - VED for 24 in enclosures, short range
- **AR7752** - VED for 24 in enclosures, tall range
- **AR7753** - VED for 30 in enclosures, short range
- **AR7754** - VED for 30 in enclosures, tall range
- **AR7755** - Overhead cable extension for VED 24 in
- **AR7756** - Overhead cable extension for VED 30 in



AR7751 and AR7755 installed on AR3300 with cable management

Roof fan trays available for 42 in (1070 mm) deep enclosures, see Rack Components on page 13.

Rack power distribution

Global power densities are increasing and becoming more unpredictable. Whether deploying rack power distribution in a wiring closet, server room, or data center, APC by Schneider Electric offers a consistent way to meet a variety of power density applications up to 22 kW per strip.

APC Rack PDUs have sufficient power and receptacle outputs to meet high kW loads in a minimal amount of space. Their ease of installation accelerates speed of deployment and reduces installation costs. With advanced rack power distribution, APC offers real-time remote load monitoring of connected equipment and individual outlet power control for remote power recycling.

Manage power at the rack level with pinpoint control

- **Basic Rack PDU** - Entry-level power distribution for rack-mount equipment
- **Metered Rack PDU** - Advanced power distribution provides real-time remote monitoring of connected loads
- **Switched Rack PDU** - Premium power distribution allows remote control of individual outlets and monitoring of aggregate current consumption
- **Metered-by-Outlet** - Provide real-time remote monitoring of each individual outlet
- **Rack automatic transfer switch** - Provides redundant power to single-corded equipment

The Metered and Switched Rack PDU offers advanced features to meet today's data center demands

Monitors input and all breakers on the strip (local and remote) and offer user-customizable warning and overload settings, plus automated alarm notifications. Enables enhanced capacity management and network management.

- Web interface
- Telnet, SNMP
- Security
- Schneider Electric StruxureWare™ for Data Centers



For a comprehensive list of Rack PDUs download the latest pocket guide on apc.com.

www.apc.com/tools/salestools/display.cfm?id=JKUR-8B2SG2

Rack PDU local display

Load indicator LEDs

Serial connection: local configuration and out-of-band management



AP7000 series

Local 2-digit LED current monitoring display

Network management: access, configure, and receive warnings from remote locations via Web, SNMP, and Telnet

User interactive display for local access

Environmental monitoring port for external temperature/humidity probe



AP8000 series

CAN In/Out ports for future functionality

Local USB port for flash firmware updates and downloading data/event logs (not to be used as serial port)

LCD monitors and KVM switches

Optimize rack space. Maximize system visibility.

APC Rack LCD Consoles are a keyboard, mouse, 17 in/19 in LCD console, and optional integrated 8/16 port analog KVM Switch (17 in model only) all in a compact 1U design. This compact design allows a KVM switch to be mounted in the rear of the Rack LCD Console, or, eliminate the need for a separate KVM switch altogether by choosing a Rack LCD Console with Integrated 8/16 port analog KVM Switch. The console is easily installed and minimizes support and maintenance costs, ensuring lower cost of ownership. The ultra-thin LCD screen, touchpad technology, and easy-to-install single user rack mount kit combine to form a high-quality, streamlined solution built for server management. The Rack LCD Consoles can be used in a variety of IT environments, from computer rooms to large data centers.

- Ultra-thin 17 in or 19 in LCD Monitor
- Integrated keyboard with number pad
- USB Port for external media
- Space-saving 1U design
- Touchpad mouse
- Easy to install



LCD Console	SKU
17 inch Rack LCD Console	AP5717
19 inch Rack LCD Console	AP5719

LCD Console with Integrated KVM Switch	SKU
17 inch Rack LCD Console with Integrated 8-port KVM Switch	AP5808
17 inch Rack LCD Console with Integrated 16-port KVM Switch	AP5816
KVM USB Cable, 6 ft. (1.8 m)	AP5821
KVM USB Cable, 12 ft. (3 m)	AP5822
KVM USB Cable, 25 ft. (5 m)	AP5823



Access your servers across the room or across the world

APC Rack KVM switches empower IT administrators through both local and remote POST and BIOS-level access and control of connected servers. APC Analog, CAT-5 Analog, and IP KVM switches help reduce total cost of ownership--minimizing space, hardware, electricity, and cabling by leveraging just one keyboard, monitor, and mouse for multiple servers. Improve return on investment and flexibility through enterprise-level scalability with centralized management. IT infrastructure management in data centers, computer rooms, and remote branch offices is now possible with greater control and peace of mind with APC Rack KVM switches.



KVM Switches with Coaxial Type Connection	SKU
8-port Analog KVM	AP5201
16-port Analog KVM	AP5202

KVM Switches with CAT-5 Type Connection	SKU
32-port Digital Enterprise IP KVM with Virtual Media, 2 remote users	KVM2132P
16-port Digital Enterprise IP KVM with Virtual Media, 2 remote users	KVM2116P
16-port Digital IP KVM with Virtual Media, 1 remote users	KVM1116P
16-port Analog Enterprise KVM with Virtual Media, 2 local users	KVM0216A
16-port Analog KVM, 1 local users	KVM0116A
8-port Analog KVM, 1 local users	KVM0108A
KVM USB Server Module	KVM-USB
KVM PS/2 Server Module	KVM-PS2
KVM USB Server Module with Virtual Media	KVM-USBVM
KVM PS/2 Server Module with Virtual Media	KVM-PS2VM
KVM USB Server Module with Virtual Media and CAC Support	KVM-USBVMCAC
KVM Serial Server Module	KVM-SERIAL
KVM to APC Rack PDU Power Management Cable	AP5641
KVM 1U Bracket for rear mount behind Rack LCD Console	KVM-LCDMOUNT
KVM Access Software License Upgrade to Enterprise (1024 Nodes)	SEKVM1024N

Cables	2ft	3ft	6ft	12ft	25ft
KVM USB cable			AP5253	AP5257	AP5261
KVM PS/2 cable		AP5264	AP5250	AP5254	AP5258
KVM Daisy-Chain cable	AP5262		AP5263		

NetBotz security and environmental monitoring

Security and environmental monitoring for network closets to data centers

NetBotz

Surveillance:

- Leverage NetBotz™, Pelco™ IP and CCTV camera technology to monitor IT assets remotely

Management capabilities:

- Alarming allows alerts, multiple notification methods, scheduling, graph and video attachments and escalation
- StruxureWare Central available for centralized monitoring of multiple appliances

Environmental monitoring:

- Wide range of sensor support to monitor the health of your IT assets
- Temperature, humidity, leak, door, smoke, vibration, dew point, airflow, dry contact, 4-20mA, and 0-5V

Access control:

- Control and manage access privileges for APC NetShelter SX enclosures over the network



NBWL0455



NBPD0160



NBPD0155



NBRK0201



NBRK0451

High level security option for NetShelter SX

NetBotz rack access PX – HID system AP9361

- Configure individual HID proximity cards for access or schedule access to equipment for maintenance purposes
- Control and manage rack access privileges from a web browser
- Perform audit trails on rack access
- Receive alarm notification when the rack is in a compromised security state



AP9361



AP9361

NetBotz rack access pod 170 – NBPD0171

- Rack access pod connects via A-Link and mounts in the rack basement, minimizing space usage
- Rack access solution scales easily and can be used with any NetShelter SX brand enclosures



NBPD0171



NetShelter enclosure and rack accessory compatibility chart

SKU	Description	AR3100 NetShelter SX 42U, W x D: 24 x 42 in	AR3140 Networking 42U, W x D: 30 x 42 in	AR3150 NetShelter SX 42U, W x D: 30 x 42 in	AR3105 NetShelter SX 45U, W x D: 24 x 42 in	AR3155 NetShelter SX 45U, W x D: 30 x 42 in	AR3107 NetShelter SX 48U, W x D: 24 x 42 in	AR3157 NetShelter SX 48U, W x D: 30 x 42 in	
NetShelter Enclosure & Rack Accessory									
AR7215	NetShelter AV Top Mount Conduit Access Adapter								
AR7305A	NetShelter SX 42U 42 in Split Feed Through Side Panels	•	•	•					
AR7313	NetShelter SX 42U 47.5 in split feed through side panels black, qty. 2								
AR7314	NetShelter SX 48U 47.5 in split feed through side panels black, qty. 2								
AR7315	NetShelter SX 45U 42 in split feed through side panels black, qty. 2				•	•			
AR7316	NetShelter SX 45U 47.5 in split feed through side panels black, qty. 2								
AR7375	NetShelter SX 48U 42 in split feed through side panels black, qty. 2						•	•	
AR7502	NetShelter SX 42U Vertical PDU Mount and Cable Organizer	•	•	•					
AR7503	NetShelter SX 42U 24 in wide Recessed Rail Kit	•							
AR7504	NetShelter SX 48U 24 in wide Recessed Rail Kit						•		
AR7505	Cable Tree for NetShelter SX	•	•	•			•	•	
AR7508	NetShelter SX 42U 30 in wide Recessed Rail Kit		•	•					
AR7510	NetShelter SX 42U, 23 in EIA Mounting Rails, Square Holes		•	•					
AR7511	Narrow Vertical Cable Organizer, NetShelter SX, 42U	•	•	•					
AR7552	NetShelter SX 45U Vertical PDU Mount and Cable Organizer				•	•			
AR7572	NetShelter SX 48U Vertical PDU Mount and Cable Organizer						•	•	
AR7578	NetShelter SX 48U 30 in wide Recessed Rail Kit							•	
AR7580	Vertical Cable Manager for NetShelter SX 30 in wide			•		•		•	
AR7581	Hinged Covers for NetShelter SX 30 in wide Vertical Cable Manager			•		•		•	
AR7582	Cable Retainer for NetShelter SX 30 in wide Vertical Cable Manager, qty. 6			•		•		•	
AR7700	NetShelter SX 24 in/30 in Stabilizer Plate	•	•	•	•	•	•	•	
AR7701	NetShelter SX Bolt-Down Kit	•	•	•	•	•	•	•	
AR7706	NetShelter SX 30 in Mounting Rail Brush Strips			•		•		•	
AR7707	NetShelter SX Wide Cable Ring Set			•		•		•	
AR7708	NetShelter SX Air Recirculation Prevention Kit	•		•	•	•	•	•	
AR7710	Cable Containment Brackets with PDU Mounting Capability for NetShelter SX	•	•	•	•	•	•	•	
AR7711	NetShelter Zero U Accessory Mounting Bracket	•	•	•	•	•	•	•	
AR7714	NetShelter SX Roof Brush Strip	•		•	•	•	•	•	
AR7717	Vertical Cable Manager for NetShelter SX Networking Enclosure		•						
AR8005	#10-32 Hardware Kit, qty. 36	•	•	•	•	•	•	•	
AR8006A	Equipment Support Rails for 24 in wide enclosure	•			•		•		
AR8008BLK	Side Channel Cable Trough			•		•		•	
AR8016ABLK	NetShelter SX Side Channel Cable Trough			•		•		•	
AR8100	M6 Hardware Kit, qty. 32	•	•	•	•	•	•	•	

AR3200 Colocation SX 42U, W x D: 24 x 42 in	AR3300 NetShelter SX 42U, W x D: 24 x 42 in	AR3340 Networking 42U, W x D: 30 x 42 in	AR3350 NetShelter SX 42U, W x D: 30 x 42 in	AR3305 NetShelter SX 45U, W x D: 24 x 42 in	AR3355 NetShelter SX 45U, W x D: 30 x 42 in	AR3307 NetShelter SX 48U, W x D: 24 x 42 in	AR3347 Networking 48U, W x D: 30 x 42 in	AR3357 NetShelter SX 48U, W x D: 30 x 42 in	AR3104 NetShelter SX 24U, W x D: 24 x 42 in	AR3810 AR3812 NetShelter SX AV 42U, W x D: 24 x 32.5 in	AR3814 NetShelter SX AV 24U, W x D: 24 x 32.5 in
--	--	---	--	--	--	--	---	--	--	---	---

										•	•
•											
	•	•	•				•	•	•		
				•	•						
	•	•	•							•	
	•									•	
	•	•	•			•			•		•
	•	•	•			•	•	•		•	
		•	•								
	•	•	•							•	
				•	•						
						•	•	•			
			•		•			•			
			•		•			•			
			•		•			•			
•	•	•	•	•	•	•	•	•	•	•	•
•	•	•	•	•	•	•	•	•	•	•	•
			•		•			•			
			•		•			•			
•	•		•	•	•	•	•	•	•	•	
•	•	•	•	•	•	•	•	•	•	•	•
•	•	•	•	•	•	•	•	•	•	•	•
•	•		•	•	•	•		•		•	
•	•	•	•	•	•	•	•	•	•	•	
•	•		•	•	•	•		•		•	
			•		•			•			
•	•	•	•	•	•	•	•	•	•		

NetShelter compatibility chart continued

SKU	Description	AR3100 NetShelter SX 42U, W x D: 24 x 42 in	AR3140 Networking 42U, W x D: 30 x 42 in	AR3150 NetShelter SX 42U, W x D: 30 x 42 in	AR3105 NetShelter SX 45U, W x D: 24 x 42 in	AR3155 NetShelter SX 45U, W x D: 30 x 42 in	AR3107 NetShelter SX 48U, W x D: 24 x 42 in	AR3157 NetShelter SX 48U, W x D: 30 x 42 in
AR8101BLK	Blanking Panel Kit 19 in black (1U, 2U, 4U, 8U)	•	•	•	•	•	•	•
AR8105BLK	Fixed Shelf 50 lb/23 kg black	•	•	•	•	•	•	•
AR8108BLK	1U Blanking Panel Kit 19 in black	•	•	•	•	•	•	•
AR8113A	Cable Management Rings	•	•	•	•	•	•	•
AR8122BLK	Fixed Shelf 250 lbs/114 kg black	•	•	•	•	•	•	•
AR8123BLK	Sliding Shelf 100 lbs/45 kg black	•	•	•	•	•	•	•
AR8125	Shelf 250 lbs 16 in - 24 in deep black							
AR8126ABLK	17 in Keyboard drawer black	•	•	•	•	•	•	•
AR8127BLK	19 in Rotating keyboard drawer black	•	•	•	•	•	•	•
AR8128BLK	Sliding Shelf 200 lbs/91 kg black	•	•	•	•	•	•	•
AR8129	1U Cable Management Arm	•	•	•	•	•	•	•
AR8132A	NetShelter SX-VX-VS Combination Door Lock Handle	•	•	•	•	•	•	•
AR8136BLK	1U Plastic Blanking Panel Kit 19 in black, qty. 10	•	•	•	•	•	•	•
AR8136BLK200	1U Plastic Blanking Panel Kit 19 in black, qty. 200	•	•	•	•	•	•	•
AR8150BLK	Adapter Kit 23 in to 19 in, black			with AR7510				
AR8395	20U Copper Busbar Kit for NetShelter AV Enclosures	•	•	•	•	•	•	•
AR8400	#12-24 Hardware Kit, qty. 24	•	•	•	•	•	•	•
AR8425A	1U Horizontal Cable Organizer	•	•	•	•	•	•	•
AR8426A	2U Horizontal Cable Organizer	•	•	•	•	•	•	•
AR8427A	2U Patch Cord Organizer	•	•	•	•	•	•	•
AR8428	2U Patch Cord Organizer with Pass-Thru	•	•	•	•	•	•	•
AR8429	1U Cable Pass-Thru with Brush Strip	•	•	•	•	•	•	•
AR8442	Vertical Cable Organizer for NetShelter OU Channel	•	•	•	•	•	•	•
AR8443A	Vertical Fiber Organizer	•	•	•	•	•	•	•
AR8444	Fiber Spools	•	•	•	•	•	•	•
AR8457	Data Distribution OU SX Bracket	•	•	•	•	•	•	•
AR8469	Data Distribution Cable, Plastic Snap-in Panel SX	•	•	•	•	•	•	•
AR8579	Grommet, Edge Protection for NetShelters and Accessories	•	•	•	•	•	•	•
AR8600	Horizontal Cable Manager, 2U Single Side with cover	•	•	•	•	•	•	•
AR8601	Horizontal Cable Manager, 2U Double Side with cover	•	•	•	•	•	•	•
AR8602	Horizontal Cable Manager, 1U Single Side with cover	•	•	•	•	•	•	•
AR8603	Horizontal cable manager, 2U x 6 in fingers single side with cover	•	•	•	•	•	•	•
AR8621	Cable manager, toolless 1/4 turn and hook-and-loop straps, qty. 10	•	•	•	•	•	•	•
AP9513	Door Sensor Switch Kit	•	•	•	•	•	•	•

NetShelter compatibility chart continued

SKU	Description	AR3100 NetShelter SX 42U, W x D: 24 x 42 in	AR3140 Networking 42U, W x D: 30 x 42 in	AR3150 NetShelter SX 42U, W x D: 30 x 42 in	AR3105 NetShelter SX 45U, W x D: 24 x 42 in	AR3155 NetShelter SX 45U, W x D: 30 x 42 in	AR3107 NetShelter SX 48U, W x D: 24 x 42 in	AR3157 NetShelter SX 48U, W x D: 30 x 42 in	
Rack cooling									
ACF001	Rack Air Distribution Unit 120 V	•	•	•	•	•	•	•	
ACF002	Rack Air Distribution Unit 208/230 V	•	•	•	•	•	•	•	
ACF003	Rack Air Distribution Unit 100V	•	•	•	•	•	•	•	
ACF400	Rack Air Removal Unit 100-240 V 50/60HZ for NetShelter SX 24 in wide Rack	•					•		
ACF402	Rack Air Removal Unit 100-240 V 50/60HZ for NetShelter SX 30 in wide Rack		•	•				•	
ACF126	Rack air removal unit SX ducting kit for 24 in ceiling tiles	•	•	•	•	•	•	•	
ACF127	Rack air removal unit SX ducting kit for 24 in ceiling tiles	•	•	•	•	•	•	•	
ACF501	NetShelter SX Roof Fan Tray 115 VAC	•			•		•		
ACF502	NetShelter SX Roof Fan Tray 208-230 VAC	•			•		•		
ACF503	NetShelter SX Roof Fan Tray 115 VAC 750 mm		•	•		•		•	
ACF504	NetShelter SX Roof Fan Tray 208-230 VAC 750 mm		•	•		•		•	
ACF505	NetShelter AV Roof Fan Tray 32.5 in 115 VAC								
ACF600	NetShelter AV 2U Rack Fan Panel	•	•	•	•	•	•	•	
ACF601	NetShelter AV Rack Fan Temperature Controller	•	•	•	•	•	•	•	
ACAC40000	NetShelter AV 2U Vent Panel with Temperature Display	•	•	•	•	•	•	•	
ACAC40001	NetShelter AV 2U Vent Panel	•	•	•	•	•	•	•	
ACF201BLK	Rack Side Air Distribution 2U 115V 60HZ	•	•	•	•	•	•	•	
ACF202BLK	Rack Side Air Distribution 2U 208/230 50/60HZ	•	•	•	•	•	•	•	
AR7715	NetShelter SX Internal Side Air Flow Duct Kit		•	•		•		•	
AR7742	NetShelter SX 42U Cisco Nexus 7018 Duct Kit								
AR7747	NetShelter SX 48U Cisco Nexus 7018 Duct Kit								
AR7751	Vertical Exhaust Duct Kit, Short Range, for 24 in wide NetShelter SX	•			•		•		
AR7752	Vertical Exhaust Duct Kit, Tall Range, for 24 in wide NetShelter SX	•			•		•		
AR7753	Vertical Exhaust Duct Kit, Short Range, for 30 in wide NetShelter SX		•	•		•		•	
AR7754	Vertical Exhaust Duct Kit, Tall Range, for 30 in wide NetShelter SX		•	•		•		•	
AR7755	Overhead Cable Extension for 24 in wide Vertical Exhaust Duct Kit	•			•		•		
AR7756	Overhead Cable Extension for 30 in wide Vertical Exhaust Duct Kit		•	•		•		•	


AR3200 Colocation SX 42U, W x D: 24 x 42 in	AR3300 NetShelter SX 42U, W x D: 24 x 42 in	AR3340 Networking 42U, W x D: 30 x 42 in	AR3350 NetShelter SX 42U, W x D: 30 x 42 in	AR3305 NetShelter SX 45U, W x D: 24 x 42 in	AR3355 NetShelter SX 45U, W x D: 30 x 42 in	AR3307 NetShelter SX 48U, W x D: 24 x 42 in	AR3347 Networking 48U, W x D: 30 x 42 in	AR3357 NetShelter SX 48U, W x D: 30 x 42 in	AR3104 NetShelter SX 24U, W x D: 24 x 42 in	AR3810 AR3812 NetShelter SX AV 42U, W x D: 24 x 32.5 in	AR3814 NetShelter SX AV 24U, W x D: 24 x 32.5 in
--	--	---	--	--	--	--	---	--	--	---	---

•	•	•	•	•	•	•	•	•			
•	•	•	•	•	•	•	•	•			
•	•	•	•	•	•	•	•	•			
•	•					•				•	
		•	•				•	•			
•	•	•	•	•	•	•	•	•			
•	•	•	•	•	•	•	•	•			
•									•		
•									•		
										•	•
•	•	•	•	•	•	•	•	•	•	•	•
•	•	•	•	•	•	•	•	•	•	•	•
•	•	•	•	•	•	•	•	•	•	•	•
•	•	•	•	•	•	•	•	•	•	•	•
•	•	•	•	•	•	•	•	•	•	•	•
•	•	•	•	•	•	•	•	•	•	•	•
•	•	•	•	•	•	•	•	•	•	•	•
		•	•				•	•			
•	•			•		•					
•	•			•		•					
		•	•			•	•	•			
		•	•			•	•	•			
•	•			•		•					
		•	•			•	•	•			



For a comprehensive list of compatible accessories visit apc.com product pages and view the options tab to search through the available options. Or download the latest compatibility chart from:

<http://www.apc.com/tools/salestools/display.cfm?id=ASTE-5TFQN4>



Online resources

Help me choose

Rack PDU selector

Visit <http://www.apc.com/tools/selector/pdu/>



See for myself

Rack PDU testdrive sites

Visit <http://testdrive.apcc.com/pdu.htm>



NetShelter SX multimedia product demo

Receive a guided tour of the NetShelter SX enclosures — at your convenience. Free online multimedia demo walks you through ease of use, power distribution, cooling, and cable management benefits.

Visit www.apc.com/tours/netsheltersxtour



Additional resources

White Paper #72:

“Five Basic Steps for Efficient Space Organization in High Density Enclosures”

Visit <http://www.apc.com/tools/salestools/display.cfm?id=VAVR-7BQRS4>

White Paper #44:

“Improving Rack Cooling Performance Using Airflow Management Blanking Panels”

Visit <http://www.apc.com/tools/salestools/display.cfm?id=SADE-5TPLKQ>

Application Note #137:

“NetShelter SX Cable Management Guidelines”

Visit <http://www.apc.com/tools/salestools/display.cfm?id=JCOS-72VTXR>

Application Note #133:

“Cable, Trough, and Partition Configuration Guide”

Visit <http://www.apc.com/tools/salestools/display.cfm?id=JCOS-6ZPTSK>

APC Podcast Portal

Visit www.apc.com/podcast

Data Center University online education

Data Center University™ (DCU) courses offer industry-leading education for IT professionals and deliver real-world expertise, where and when you need it.

Visit www.datacenteruniversity.com

To learn more about Schneider Electric solutions visit www.schneider-electric.com

Try our FREE, web-based applications to experiment with virtualization, efficiency, and more at tools.apc.com

Make the most of your energySM

APC by Schneider Electric

132 Fairgrounds Road
West Kingston, RI 02892-1517
(800) 788-2208

